



COBRA

Bicycle parking system

FOR EVERY SITUATION A **UNIQUE** SOLUTION





Cobra

Bicycle parking system

The Cobra is a bicycle rack with a thoughtful, contemporary design that meets the requirements and wishes of contemporary bicycle parking. The Cobra bicycle rack also fits perfectly in the shape of the street scene due to its round shapes.

THIS IS THE COBRA

- Vandal-resistant and durable
- Suitable for almost all types of bicycles
- No damage to the bicycle by using plastic sleeves
- Tear and abrasion resistant sleeves: TNO approved and UV resistant
- The front fork support in combination with the roll-back protection makes the bike very stable and sturdy without damage to the front wheel
- Minimum center-to-center distance between bicycle places 37.5 cm
- Integrated tying device

VERSIONS

- Single-sided
- Double-sided

CERTIFICATION

The Cobra is provided with the certificate FietsParKeur. This means the Cobra fulfils the requirements Foundation FietsParKeur demands to guarantee the quality of bicycle racks.

AVAILABLE COLOURS

The Cobra is standard in galvanized steel, but can be delivered in any RAL colour if required.

A Weberstraat 5 | 7903 BD Hoogeveen
T + 31(0) 528 74 52 00

E info@klaverfietsparkeren.nl
I www.klaverfietsparkeren.com

*Galvanized steel according to NEN-ISO 1461 | The Cobra is model-based protected

SPECIFICATIONS

Model	Number of bicycle spots	Center-to-center distance	Width
Cobra 2 - single-sided	2	375 mm / 400 mm	750 mm / 800 mm
Cobra 4 - single-sided	4	375 mm / 400 mm	1500 mm / 1600 mm
Cobra 4D - double-sided	4	375 mm / 400 mm	750 mm / 800 mm
Cobra 8D - double-sided	8	375 mm / 400 mm	1500 mm / 1600 mm
Cobra Solo High/Low	1	-	-

**A different center-to-center distance is possible in consultation.*

VARIANTS

Cobra Traverse

The Cobra Traverse is mounted above ground level. This creates space between the surface and the bicycle parking system.

Cobra with base plate

The spherical base plate functions to combat litter under the bicycle parking system

Cobra Leyden

The installation of the Cobra Leyden is located below ground level. This creates a quiet street scene.

Cobra Solo

The Cobra Solo is available in a high and low model. Options for mounting are: 45° or 90°, on a concrete base, recessed in concrete and above ground level.

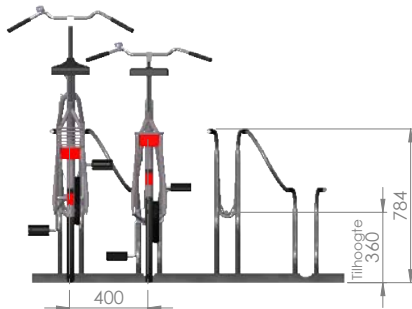
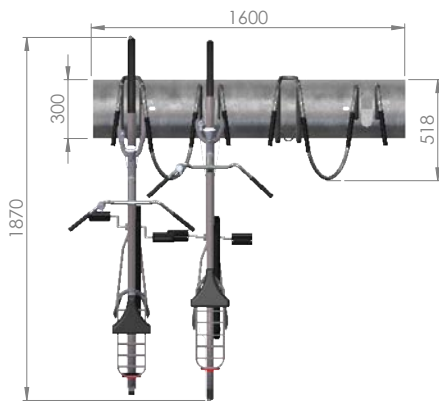
Cobra with charging point

By adding charging points to the Cobra bicycle parking system, cyclists with an e-bike can easily charge the bicycles to the system and park the bicycle safely.

MEASUREMENTS

Below is the drawing of a single-sided Cobra with a center-to-center distance of 40 cm. All variants of the Cobra can be extended to any possible number of bicycle places.

Product	Size (l x w)	Number of bicycle spots
Cobra single-sided	Without bicycle: 1600x518 With bicycle: 1600x1870	4



(Measurements in mm)

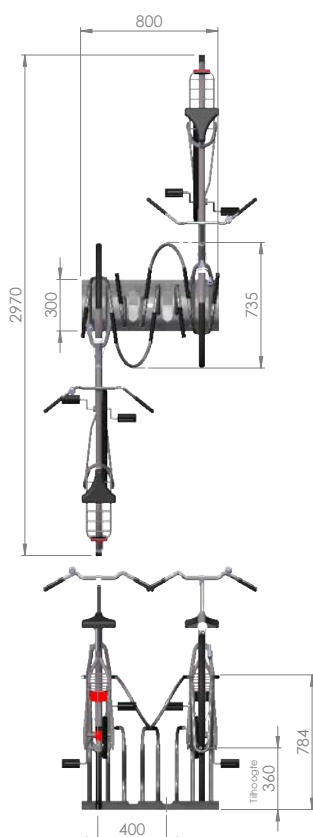
A Weberstraat 5 | 7903 BD Hoogeveen
T + 31(0) 528 74 52 00

E info@klaverfietsparkeren.nl
I www.klaverfietsparkeren.com

MEASUREMENTS

Below is the drawing of a double-sided Cobra with a center-to-center distance of 40 cm.

Product	Size (l x w)	Number of bicycle spots
Cobra double-sided	Without bicycle: 800x735 With bicycle: 800x2970	4



(Measurements in mm)

A Weberstraat 5 | 7903 BD Hoogeveen
T + 31(0) 528 74 52 00

E info@klaverfietsparkeren.nl
I www.klaverfietsparkeren.com

*Galvanized steel according to NEN-ISO 1461 | The Cobra is model-based protected





Cobra with
base plate
Double-sided







**Cobra with
charging point**



