



Woma

Bicycle rack



Woma

Bicycle rack

The Woma is intended as a universal bicycle rack, which means that almost any kind of bicycle can be safely parked in the rack. This bicycle rack has been specially developed for locations where there is a lot of diversity in bicycles, such as educational institutions and the city center.

FEATURES

- Vandal-resistant and durable
- Anti-theft base plate
- Suitable for almost all types of bicycles
- Tear and abrasion resistant sleeves: TNO approved and UV resistant
- Minimum center-to-center distance between bicycle places 40 cm
- The front fork support in combination with the roll-back protection makes the bike very stable and sturdy without damage to the front wheel
- The Woma can be supplied with integrated charging points for e-bikes

VERSIONS

- Single-sided
- Double-sided

AVAILABLE COLOURS

The Woma is standard in galvanized steel, but can be delivered in any RAL colour if required.

A Weberstraat 5 | 7903 BD Hoogeveen
T + 31(0) 528 74 52 00

E info@klaverfietsparkeren.nl
I www.klaverfietsparkeren.com

*Galvanized steel according to NEN-ISO 1461 | The Woma is model-based protected

SPECIFICATIES

Model	Number of bicycle spots	Center-to-center distance	Width
Woma 2 - single-sided	2	400 mm	800 mm
Woma 4 - single-sided	4	400 mm	1600 mm
Woma 4D - double-sided	4	400 mm	820 mm
Woma 8D - double-sided	8	400 mm	1660 mm

VARIANTS

Woma with base plate

The spherical base plate functions to combat litter under the bicycle parking system

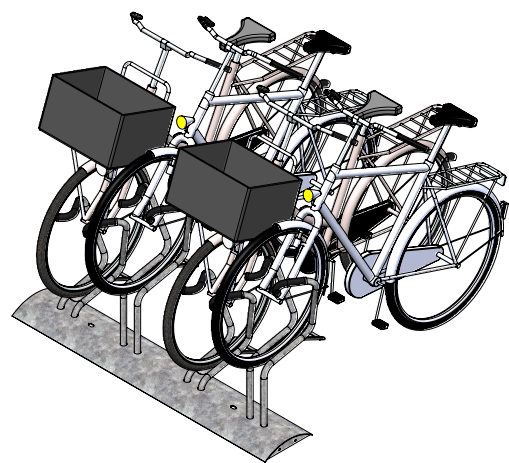
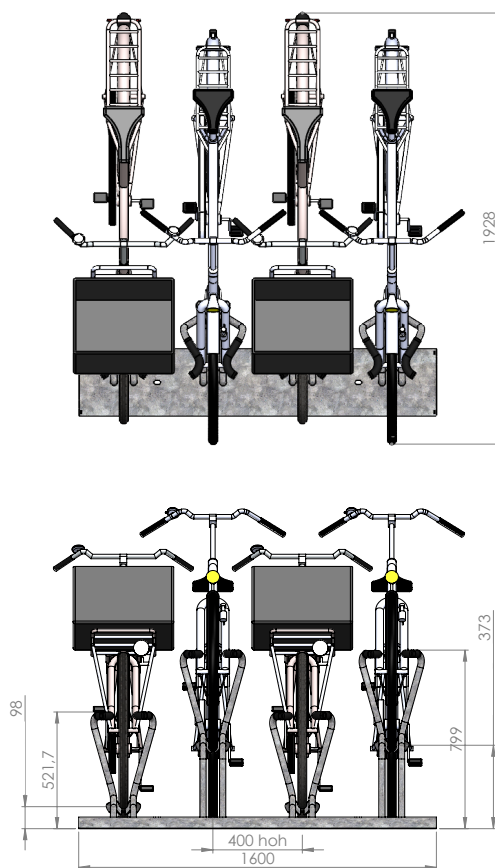
Woma with charging points

By adding charging points to the Woma bicycle rack, cyclists with an e-bike can easily charge the bicycles to the system and park the bicycle safely.

MEASUREMENTS

Below is the drawing of a single-sided Woma with a center-to-center distance of 40 cm. All variants of the Woma can be extended to any possible number of bicycle places.

Product	Size (l x w)	Number of bicycle spots
Woma single-sided	Without bicycle: 1600x514 With bicycle: 1600x1928	4



(Measurements in mm)

A Weberstraat 5 | 7903 BD Hoogeveen
T + 31(0) 528 74 52 00

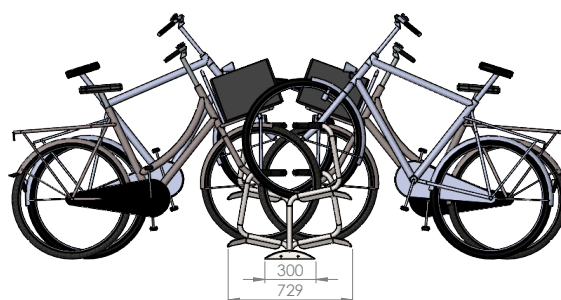
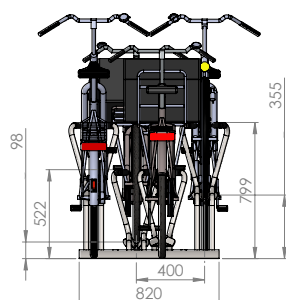
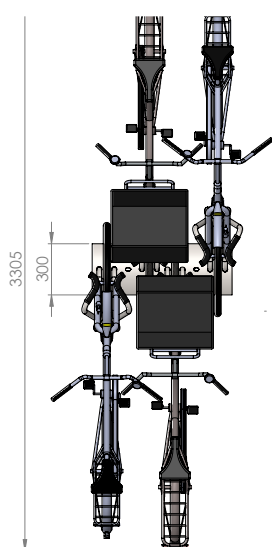
E info@klaverfietsparkeren.nl
I www.klaverfietsparkeren.com

*Galvanized steel according to NEN-ISO 1461 | The Woma is model-based protected

MEASUREMENTS

Below is the drawing of a double-sided Woma with a center-to-center distance of 40 cm.

Product	Size (l x w)	Number of bicycle spots
Woma double-sided	Without bicycle: 820x729 With bicycle: 820x3305	4



(Measurements in mm)

